

Air Handler & "A" Coil

Features/Benefits list (DX air handlers):

- AHRI match for TETCO split systems
- Multi-position air pattern
 - Ships in upflow and horizontal left configuration
 - Field convertible to downflow and horizontal right configuration (downflow kit required for downflow operation)
- Variable speed G.E. ECM fan motor
- Factory-installed R-410A TXV
- Corrosion-proof plastic drain pan with primary and secondary drain connections
- Oversized copper tube/aluminum fin "A" coil for maximum efficiency
- Sweat refrigerant line set connections
- Narrow width for small closet installations
- Slide-out blower assembly
- Standard 5-year parts/5-year refrigerant circuit warranty and 5 year labor allowance*
- Optional 10-year parts warranty and 10-year labor allowance*
- Optional downflow kit
- Optional field-installed internal electric heat with circuit breakers
- Optional filter rack with standard size 1" filters



Features/benefits list (DX "A" coils):

- AHRI match for TETCO split systems
- Uncased design for maximum flexibility, especially on retrofit applications
- Factory-installed R-410A TXV
- Corrosion-proof plastic drain pan with primary and secondary drain connections
- Oversized copper tube/aluminum fin "A" coil for maximum efficiency
- Sweat refrigerant line set connections
- Standard 5-year refrigerant circuit warranty and 5-year labor allowance*
- Optional 10-year refrigerant circuit warranty and 10-year labor allowance*

Features/Benefits list (Hydronic air handlers):

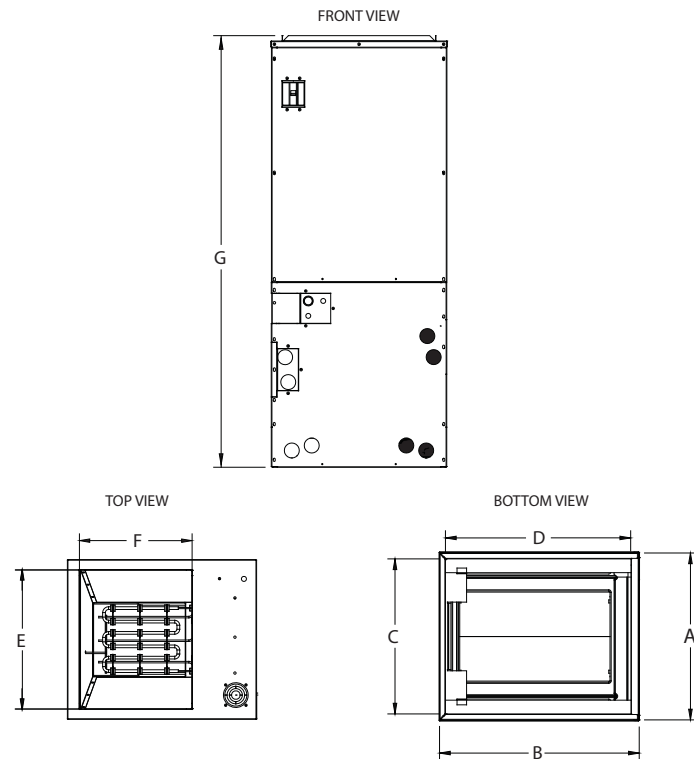
- Multi-position air pattern
 - Ships in upflow and horizontal left configuration
 - Field convertible to downflow and horizontal right configuration (downflow kit required for downflow operation)
- Variable speed G.E. ECM fan motor
- Single coil for both chilled water and hot water
- Designed for 100°F to 120°F water in heating operation
- Optimized for use with TETCO water-to-water heat pumps
- Corrosion-proof plastic drain pan with primary and secondary drain connections
- Oversized copper tube/aluminum fin "A" coil for maximum efficiency
- Copper sweat water connections
- Narrow width for small closet installations
- Slide-out blower assembly
- Standard 5-year parts/5-year coil warranty and 5-year labor allowance*
- Optional 10-year parts warranty and 10-year labor allowance*
- Optional downflow kit
- Optional filter rack with standard size 1" filters

Features/benefits list (Hydronic "A" coils):

- Single coil for both chilled water and hot water
- Designed for 100°F to 120°F water in heating operation
- Optimized for use with TETCO water-to-water heat pumps
- Corrosion-proof plastic drain pan with primary and secondary drain connections
- Copper sweat water connections
- Standard 5-year coil warranty and 5-year labor allowance*
- Optional 10-year coil warranty and 10-year labor allowance*

* Dealer warrants first year labor

Dimensional Data: DX & Hydronic Air Handlers




Model	Size (tons)	All Dimensions in Inches						
		A	B	C	D	E	F	G
024	2	17 5/8	21	16 1/3	20 1/4	15 1/2	12 1/2	43
036	3	21 1/8	21	19 3/4	20 1/4	19	12 1/2	48 1/4
042-060	3.5 - 5	25	22	23 3/8	20 1/2	22 1/4	14 1/4	58 3/4

Typical Applications:

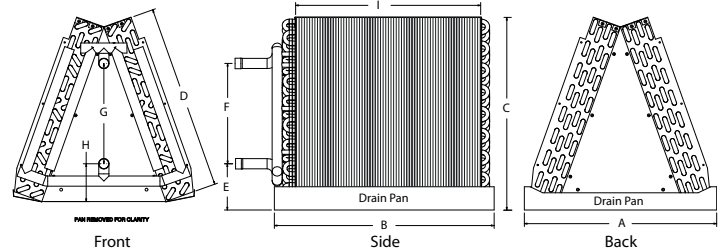
- Add-on heat pump with existing natural gas, fuel oil, or propane furnace
 - DX "A" coil and TETCO compressor section
- Attic installation
 - DX air handler in the attic; TETCO split system compressor section in mechanical room, basement, or garage
- Radiant floor system with chilled water cooling
- Hydronic air handler for chilled water cooling
 - Hydronic "A" coil for chilled water cooling; natural gas, oil, or propane furnace as air handler/backup heat
- Complete hydronic system
 - Hydronic air handler for chilled water cooling and hot water heating
 - Hydronic air handler for chilled water cooling; radiant floor for heating
- Various combinations of DX and hydronic air handlers/ "A" coils

Dimensional Data: DX "A" Coils



Model	Size (tons)	All Dimensions in Inches				
		A	B	C	Liquid	Suction
ACD024B	2	16 5/8	19	14 1/2	3/8	3/4
ACD036B	3	19 5/8	19	18 1/2	3/8	3/4
ACD048A	4	23 5/8	19	20 1/2	3/8	7/8
ACD060B	5	23 5/8	20 1/2	20 1/2	3/8	7/8

Dimensional Data: Hydronic "A" Coils



Model	Size (Tons)	All Dimensions in Inches								
		A	B	C	D	E	F	G	H	I
024	2	16.63	19.00	18.5	16.00	4.00	8.67	8.67	3.27	16.00
036	3	19.63	19.00	21.0	20.00	6.76	6.77	6.77	6.04	16.00
048	4	23.92	20.50	28.0	28.58	9.38	9.38	9.38	8.66	17.50
060	5	23.92	20.50	28.0	28.58	9.38	9.38	9.38	8.66	17.50

Enertech Global is continually working to improve its products. As a result, the design and specifications of each product may change without notice and may not be as described herein. For the most up-to-date information, please visit our website, or contact our Customer Service department at info@enertechgeo.com. Statements and other information contained herein are not express warranties and do not form the basis of any bargain between the parties, but are merely Enertech Global's opinion or commendation of its products.



2506 South Elm Street
Greenville, IL 62246